




# St. Thomas More Church Annual Report to the Parish

July 1, 2017 to June 30, 2018

## *A Message from Our Pastor*



### **Another Year, Another Report**

Each year, we present our finance report to you, the parishioners of St. Thomas More, because this is, after all, your money and you have every right to know how the money you contribute is being spent. I have always taken my responsibility to be a good steward of your finances seriously and I hope that you feel good about how well the parish is doing.

The Parish Finance Committee helps guide me in the process of budgeting for our fiscal year and they keep an eye on how well we are meeting our budget throughout the year. You might be interested to know that the Finance Committee meets on a quarterly basis to go through our financials. At the end of the fiscal year, we have a very lengthy meeting to discuss the annual report that goes to the Diocese of Gary. The committee signs off on the report and then the report is presented to the Parish Pastoral Council where they sign off on it as well. So, there are many eyes on our bottom line, doing the best that we can to make sure that we spend wisely and make improvements where and as needed.

We are coming close to the end of our huge capital improvement project. It has been quite time consuming and many people have had to make adjustments over the past year as work was being done in our buildings. The end product, though, is going to be well worth it. Just being able to control the temperature and humidity in the church is a huge plus.

One of the things that has made me feel so good about our project is that you did what the campaign consultants felt would not be possible. When they did their interviews with many

parishioners and made a report to our Finance Committee, they felt that we would probably be able to raise 5 million of the 6.3 million projected for the improvement project. You, on the other hand, proved them wrong. While we were making plans and budgets on what we might have to do to assume the cost of the “missing” million, you pledged the entire amount needed.

Thus far, payments have been coming in on a timely, if not accelerated, manner. Some of you have heard the request to pay more and/or pay early if you had the means so that we could avoid as much interest payments as possible. We are well on our way.

If you think about it, we have done so much around our parish in the past several years. We have replaced parking lots, replaced windows, replaced roofs, repaired many items and, most recently, replaced our failing boilers with an efficient heating and cooling plant. None, and I mean none, of this work would have been possible without your contributions. Your generosity truly overwhelms me. You have always risen to the challenge. I cannot thank you enough.

The mission of any parish, as I see it, is to engage the community, to provide an example to the community, to educate members of the community, and to be living witnesses of Christ in our world. St. Thomas More Church and School have done that for many years and I see no reason why we cannot do that for many years to come. You are truly an example of what people can do when they band together and share a common goal.

For what you have helped us to accomplish, I say thank you. To what you will continue to help us accomplish, I say thank you. To the manner in which you live your lives, I say thank you. Continue to be the witnesses of Christ in our world. God bless you and yours!

*Fr. Mike*

*“As each has received a gift, use it to serve one another as good stewards of God’s varied Grace.”*

*-1 Peter 4:10*

### **Automated Giving**

Our parish offers automated giving. This allows you to make your donations without writing a check each week. You will continue to receive your offering envelopes in the mail.



If you like, contributions for special collections such as Monthly Green Envelopes & Holy Days can be withdrawn automatically also.

To get started, go to:  
<http://stm-church.com/stewardship.pdf>  
or contact Noreen Bickel for a form at:  
nbickel@stm-church.com or  
219-836-8610 ext. 2330.

## Revenue, Expenses & Change in Cash

	6/30/2017	6/30/2018	6/30/2019
<u>REVENUES</u>	<u>ACTUAL</u>	<u>ACTUAL</u>	<u>BUDGET</u>
Sundays & Holydays	\$1,492,889	\$1,494,875	\$1,534,000
Special Collections & CSA	222,423	218,296	198,700
Restricted Donations	6,110	7,792	5,000
Festival Revenue - Net	107,553	126,826	110,000
Religious Education & Ministries	34,804	51,540	43,500
Other Income	77,293	59,399	53,500
<b>Total Revenues</b>	<b>\$1,941,072</b>	<b>\$1,958,728</b>	<b>\$1,944,700</b>
<b><u>EXPENSES</u></b>			
Salaries & Benefits	\$758,208	\$750,969	\$747,000
Special Collections, CSA & Donations	202,171	205,459	178,700
Church & Rectory Operations	111,818	112,949	131,500
Maintenance & Utilities	140,783	143,865	148,000
Religious Education & Ministries	57,864	36,429	60,000
Diocesan Assessment (Quota)	129,212	129,236	132,000
Office and Other Expense	73,483	71,497	75,000
Capital Expenses	138,692	105,796	100,000
<b>Total Expenses</b>	<b>\$1,612,231</b>	<b>\$1,556,200</b>	<b>\$1,572,200</b>
<b>Net Surplus</b>	<b>\$328,841</b>	<b>\$402,528</b>	<b>\$372,500</b>
Total School Revenues	2,772,634	2,730,558	2,720,000
Total School Expenses	3,117,141	2,983,022	3,090,000
<b>Net School Subsidy</b>	<b>-\$344,507</b>	<b>-\$252,464</b>	<b>-\$370,000</b>
Capital Campaign Receipts & Int. Inc.	1,620,445	829,885	595,000
Capital Campaign, Project & Int. Exp.	867,592	5,779,203	149,000
<b>Net Capital Campaign</b>	<b>\$752,853</b>	<b>-\$4,949,318</b>	<b>\$446,000</b>
Operational less Subsidy plus Campaign	\$737,187	-\$4,799,254	\$448,500
Funds Deposited With Diocese	761,643	- 3,704,001	13,000
Loan From Diocese	0	1,022,540	-446,000
Increase in Current Assets	-17,147	- 9,487	0
Increase in Current Liabilities	-2,221	13,090	0
<b>Increase in Cash</b>	<b>-43,824</b>	<b>-69,110</b>	<b>-10,500</b>
Beginning Cash Balance	560,377	516,553	444,154
<b>Ending Cash Balance</b>	<b>\$516,553</b>	<b>\$447,443</b>	<b>\$433,654</b>

## Notes

At first glance, Sunday and Holyday collections seem to be approximately the same when comparing 2018 to 2017, but the comparison is imperfect because Christmas and New Year's Day fell on Sundays in 2017, somewhat decreasing contribution totals for that year. With Christmas and New Year's falling on non-Sundays during 2018, our collections should have increased, but they did not. As you see below, the decrease in collections is due to the overall decrease in the total number of envelopes, and the decrease in loose and children's collections. Please let this be a "gentle reminder" that we need your continued contributions in order to meet our budget. We also continue to experience the national trend of decreasing Mass attendance.

We have noticed that our parishioners are generous when it comes to giving to a specific cause. For example, we collected approximately \$24,000 for hurricane relief within a week. We are grateful that we have slightly exceeded our CSA Diocesan goal this year. We will look to once again isolate specific projects to be funded through the CSA overage in the future.

Ministry Expenses dropped this year because we did not host a Parish Picnic last fall or print a stewardship book. The 2018 Picnic will be held this year on Sunday, September 16<sup>th</sup>.

After all expenses for the Festival were paid (mid-August for both years), 2017 ended up being a record setting year with a net profit of \$138,000. 2018's net profit decreased to \$110,000. The decrease was attributed to two plus days of bad weather.

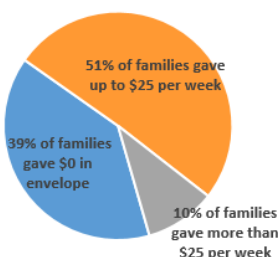
Capital Expenses have decreased we did not need to spend money on keeping our aging boilers and air conditioning systems running. This year we updated our AED machines, seal coated the parking lot and waterproofed the rectory basement.

We continue to review all expenses and determine if there are better, more cost effective ways to accomplish a job or purchase needed supplies.

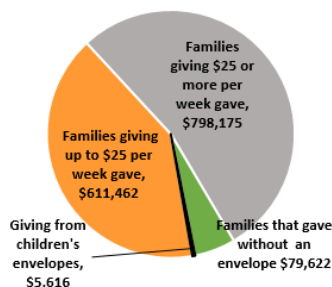
Our finances are reviewed quarterly by the Finance Council and annually by the Parish Pastoral Council. Reports are sent annually to the Diocese.

## Contribution Statistics

### Percentage of Family Giving in Weekly Envelopes

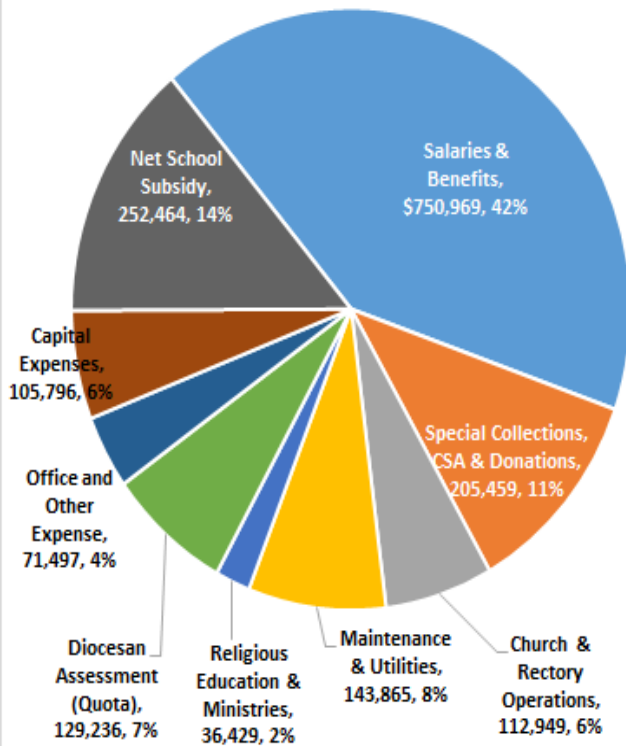


### Sunday & Holyday Total Dollars Given



Total number of families	3,096
Average Sunday Adult Envelope Collection	\$ 24,748
Average Number of Sunday Adult Envelopes	834
Average Sunday Envelope Donation	\$ 29.68
Average Weekly Loose Collection	\$ 1,561
Average Weekly Child Collection	\$ 110
Average Sunday Collection is Down from Last Year	\$ 60
Average Sunday Envelopes are Down from Last Year	74
Average Sunday Envelope Donation is Up from Last Year	\$ 2.34
Average Weekly Loose Collection is Down	\$ 107
Average Weekly Child Collection is Down from Last Year	\$ 18

## Ordinary Parish Expenditures




First Communion  
74



Anointing — 45  
Funeral — 68



Marriage  
9

**Sacraments  
Received at  
St. Thomas More**  
July 2017 thru June 2018



Baptism  
39



Confirmation  
99



Reconciliation  
73



Holy Orders  
0

## Faith Formation & Education

	No. of Children/Adults
St. Thomas More School	440
Religious Formation	300
Rite of Christian Initiation of Adults	4
Rite of Christian Initiation of Children	13
Adult Bible Study	35

## Assets & Liabilities

*As of June 30, 2018*

### Assets

Cash	\$ 447,443
Diocesan Deposits Including Capital Campaign	412,098
Other Current Assets	<u>39,495</u>
<b>Total Assets</b>	<b>\$ <u>899,036</u></b>

### Total Liabilities & Fund Balance

Other Current Liabilities	\$ 49,416
Diocesan Loan	1,022,540
Beginning Fund Balance	4,626,334
Operational Less Subsidy Plus Campaign	<u>4,799,254</u>
Ending Fund Balance	<u>-172,920</u>
<b>Total Liabilities &amp; Fund Balance</b>	<b>\$ <u>899,036</u></b>

### Funds Held at the Catholic Foundation

School Endowment	\$ 1,211,220
Andrean/STM Scholarship	\$ 32,561
Helen Pukoszek Scout Scholarship	\$ 15,047

## Campaign Update

*As of August 1, 2018*

Goal	\$6,300,000
Total Pledged	\$6,045,000
Pledges needed to meet goal	\$ 255,000
Percent of Goal	96%
Amount Collected	\$4,846,000
Percent of Goal	77%
Number of Families Pledging	1,421
Percent of Families Pledging	46%
Percent of Families Unable to Pledge	15%
Percent of Non Responses	39%

**Thank You To Everyone Who Has Pledged & Made Payments!**

### What Else Can You Do?

- Please continue to make your pledge payments.
- If you have not pledged, please consider making a pledge.
- If you have completed your original pledge, consider pledging/donating again.
- Pray. Please pray for the continued success of our campaign and completion of the project.
- For more information or if you have questions, contact Noreen Bickel at nbickel@stm-church.com or 219-836-8610 ext. 2330.

**Please help us reach our goal!**



# Our St. Thomas More Parish



## Those We Have Financially Supported Over the Year

Your generosity supports the ministries at St. Thomas More Parish and other charitable organizations, listed below, through special collections and contributions made by the parish.

*American Heart Association \* Boy Scout & Cub Scout Troop 542 \* Campaign For Human Development \* Cancer Resource Centre  
Catholic Charities \* Catholic High Schools \* Catholic Relief Services \* Cystic Fibrosis \* D.A.R.E.  
Diocesan Council of Catholic Women \* Eastern Europe \* Gabriel Project Baby Banks \* Gibault, Inc. \* Gifts of Warmth & Love  
Girl Scout Troop 10013 \* Habitat For Humanity \* Hammond Homeless Shelter \* Haiti \* Holy Lands \* Honor Flight  
Hurricane Relief \* Lake County Police \* Latin America \* Missions Propagation of Faith \* Munster High School Choral Group  
Nazareth Home \* Pink Ribbon Society \* Planting Possibilities \* Relevant Radio \* Rice Bowl \* Rockopelli \* Savior of the World  
St. Joseph Soup Kitchen \* St. Vincent DePaul \* Women's Care Center*

## Thank You for Your Generosity!